







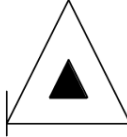
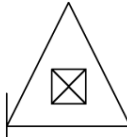
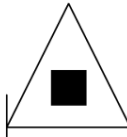
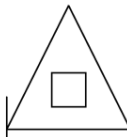

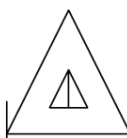

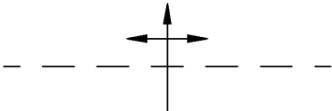

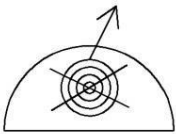
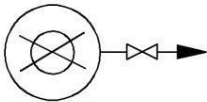
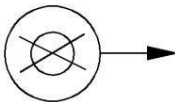
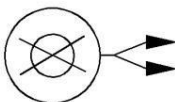


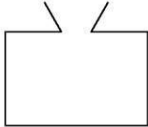

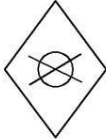
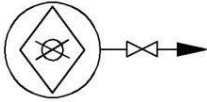



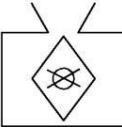




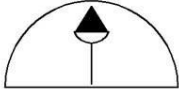
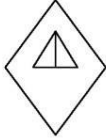
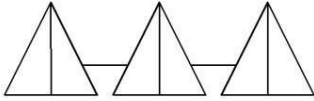
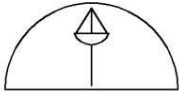
### ANEXO A

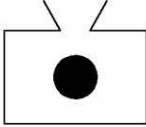

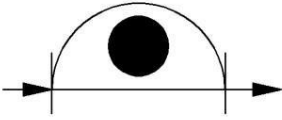
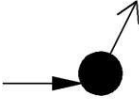
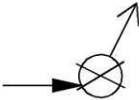



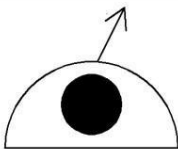
### Símbolos gráficos para projeto de segurança contra incêndio


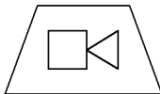
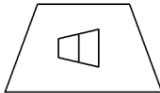
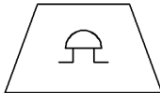
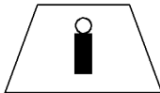
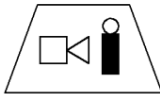
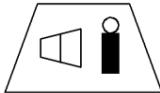
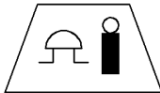
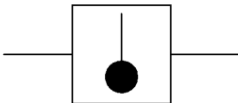
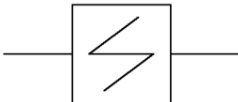
EXTINTORES	EXTINTORES PORTÁTEIS	CARGA D'ÁGUA	
		CARGA DE ESPUMA MECÂNICA	
		CARGA DE DIÓXIDO DE CARBONO (CO <sub>2</sub> )	
		CARGA DE PÓ BC	
		CARGA DE PÓ ABC	
		CARGA DE PÓ D	
		CARGA CLASSE K	
		CARGA HALON	
EXTINTORES SOBERRRODAS	CARGA D'ÁGUA		
	CARGA DE ESPUMA MECÂNICA		

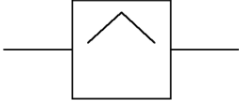
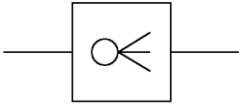
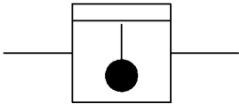
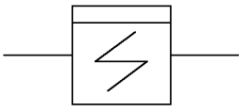
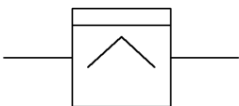
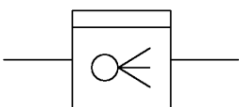
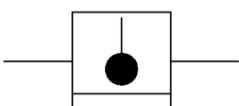
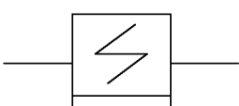
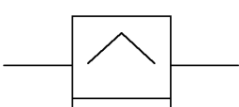
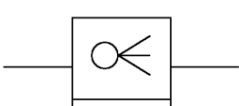
EXTINTORES	EXTINTORES SOBERRRODAS	CARGA DE DIÓXIDO DE CARBONO (CO <sub>2</sub> )	
		CARGA DE PÓ BC	
		CARGA DE PÓ ABC	
		CARGA DE PÓ D	
		CARGA CLASSE K	
		CARGA HALON	
		SISTEMA DE HIDRANTES	SISTEMA DE HIDRANTES
HIDRANTE DUPLO			
HIDRANTE URBANO DE COLUNA			
HIDRANTE URBANO SUBTERRÂNEO			

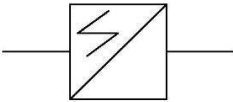
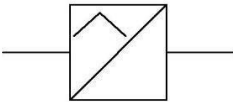
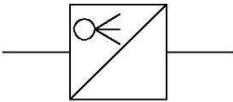
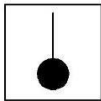
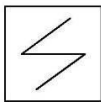
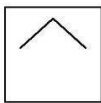
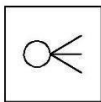
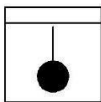
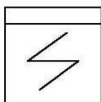
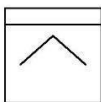
SISTEMA DE HIDRANTES	SISTEMA DE HIDRANTES	MANGOTINHO	
		REGISTRO DE RECALQUE COM VÁLVULA DE RETENÇÃO	
		REGISTRO DE RECALQUE SEM VÁLVULA DE RETENÇÃO	
		REGISTRO DUPLO DE RECALQUE SEM VÁLVULA DE RETENÇÃO	
		ACIONADOR DE BOMBA DE INCÊNDIO (BOTOEIRA TIPO LIGA-DESLIGA)	
		BOMBA DE INCÊNDIO	
		RESERVA DE INCÊNDIO	
SISTEMA FIXO DE EXTINÇÃO	CHUVEIROS AUTOMÁTICOS	PONTO (BICO DE SPRINKLER)	
		ÁREA PROTEGIDA PELO SISTEMA DE CHUVEIROS AUTOMÁTICOS	
		REGISTRO DE RECALQUE PARA SISTEMAS DE CHUVEIROS AUTOMÁTICOS	

SISTEMA FIXO DE EXTINÇÃO	CHUVEIROS AUTOMÁTICOS	BOMBA DE INCÊNDIO PARA SISTEMAS DE CHUVEIROS AUTOMÁTICOS	
		RESERVA DE INCÊNDIO PARA SISTEMA DE CHUVEIROS AUTOMÁTICOS	
		PAINEL DE COMANDO CENTRAL SISTEMA DE CHUVEIROS AUTOMÁTICOS	
		VÁLVULA DE GOVERNO E ALARME (VGA) E/OU COMANDO SETORIAL (CS)	
	GÁS CARBÔNICO (CO <sub>2</sub> )	ÁREA PROTEGIDA PELO SISTEMA FIXO DE CO <sub>2</sub>	
		BATERIA DE CILINDROS DO SISTEMA FIXO DE CO <sub>2</sub>	
		ACIONADOR MANUAL DO SISTEMA FIXO DE CO <sub>2</sub>	
	SISTEMA ALTERNATIVO - HALON	ÁREA PROTEGIDA PELO SISTEMA DE HALON	
		BATERIA DE CILINDROS DO SISTEMA FIXO DE HALON	
		ACIONADOR MANUAL DO SISTEMA FIXO DE HALON	

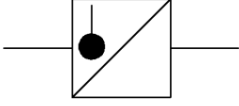
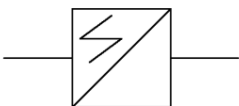
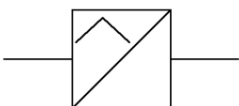
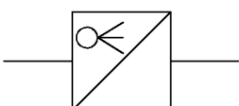
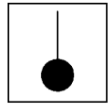
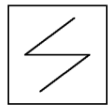
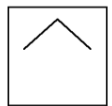
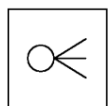
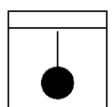
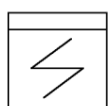
SISTEMA FIXO DE EXTINÇÃO	SISTEMA DE ESPUMA	TANQUE ATMOSFÉRICO DE LGE SISTEMA FIXO DE ESPUMA	
		ESTAÇÃO FIXA DE EMULSIONAMENTO	
		ESTAÇÃO MÓVEL DE EMULSIONAMENTO	
		CANHÃO MONITOR (PORTÁTIL) SISTEMA FIXO DE ESPUMA	
		CANHÃO MONITOR (PORTÁTIL) SISTEMA FIXO DE RESFRIMENTO	
		ÁREA PROTEGIDA PELO SISTEMA FIXO DE ESPUMA	
		CÂMARA DE ESPUMA DO SISTEMA FIXO DE ESPUMA	
		LÍQUIDO GERADOR DE ESPUMA (LGE) - PORTÁTIL	
		SISTEMA PORTÁTIL DE ESPUMA (ESGUICHO PROPORCIONADOR LANÇADOR)	
		NEBULIZADORES	ÁREA PROTEGIDA PELO SISTEMA DE NEBULIZADORES

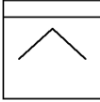
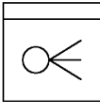
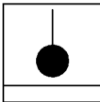
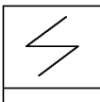
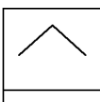
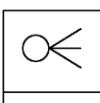
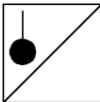
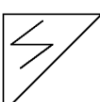
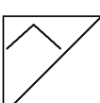
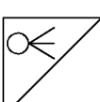
SISTEMA DE DETECÇÃO E ALARME	SISTEMA DE ALARME	SIST. FIXO EXT. NEBULIZADORES	REGISTRO MANUAL DO SISTEMA DE NEBULIZADORES	
		AVISADOR SONORO TIPO SIRENE		
		AVISADOR SONORO TIPO ALTO FALANTE		
		AVISADOR SONORO TIPO GONGO		
		AVISADOR VISUAL		
		AVISADOR SONORO E VISUAL (COM SIRENE)		
		AVISADOR SONORO E VISUAL (COM ALTO FALANTE)		
		AVISADOR SONORO E VISUAL (COM CONGO)		
		DETECTORES LINEARES	DETECTOR DE CALOR LINEAR	
	DETECTOR DE FUMAÇA LINEAR			

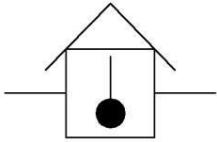
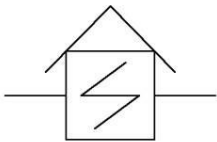
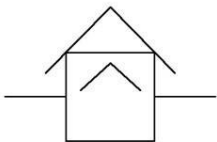
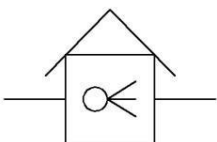
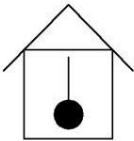


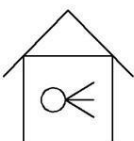
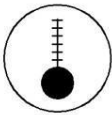
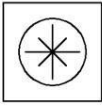
SISTEMA DE DETECÇÃO E ALARME	DETECTORES LINEARES	DETECTOR DE CHAMAS LINEAR	
		DETECTOR DE GÁS LINEAR	
	DETECTORES LINEARES ENTRE-FORRO	DETECTOR DE CALOR LINEAR ENTRE-FORRO	
		DETECTOR DE FUMAÇA LINEAR ENTRE-FORRO	
		DETECTOR DE CHAMAS LINEAR ENTRE-FORRO	
		DETECTOR DE GÁS LINEAR ENTRE-FORRO	
	DETECTORES LINEARES ENTRE-PISO	DETECTOR DE CALOR LINEAR ENTRE-PISO	
		DETECTOR DE FUMAÇA LINEAR ENTRE-PISO	
		DETECTOR DE CHAMAS LINEAR ENTRE-PISO	
		DETECTOR DE GÁS LINEAR ENTRE-PISO	

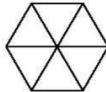
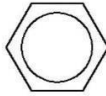






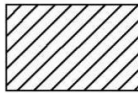
SISTEMA DE DETECÇÃO E ALARME	DETECTORES LINEARES EM ARMÁRIOS	DETECTOR DE FUMAÇA LINEAR EM ARMÁRIO	
		DETECTOR DE CHAMAS LINEAR EM ARMÁRIO	
		DETECTOR DE GÁS LINEAR EM ARMÁRIO	
	DETECTORES PONTUAIS	DETECTOR DE CALOR PONTUAL	
		DETECTOR DE FUMAÇA PONTUAL	
		DETECTOR DE CHAMAS PONTUAL	
		DETECTOR DE GÁS PONTUAL	
	DETECTORES PONTUAIS ENTRE-FORRO	DETECTOR DE CALOR PONTUAL ENTRE-FORRO	
		DETECTOR DE FUMAÇA PONTUAL ENTRE-FORRO	
		DETECTOR DE CHAMAS PONTUAL ENTRE-FORRO	

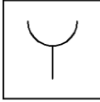

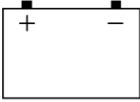
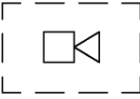



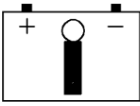

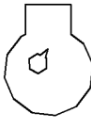





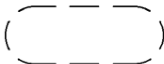





SISTEMA DE DETECÇÃO E ALARME	DETECTORES LINEARES EM ARMÁRIOS	DETECTOR DE CALOR LINEAR EM ARMÁRIO	
		DETECTOR DE FUMAÇA LINEAR EM ARMÁRIO	
		DETECTOR DE CHAMAS LINEAR EM ARMÁRIO	
		DETECTOR DE GÁS LINEAR EM ARMÁRIO	
	DETECTORES PONTUAIS	DETECTOR DE CALOR PONTUAL	
		DETECTOR DE FUMAÇA PONTUAL	
		DETECTOR DE CHAMAS PONTUAL	
		DETECTOR DE GÁS PONTUAL	
	DETECTORES PONTUAIS ENTRE-FORRO	DETECTOR DE CALOR PONTUAL ENTRE-FORRO	
		DETECTOR DE FUMAÇA PONTUAL ENTRE-FORRO	

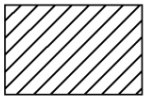


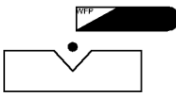


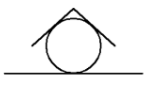



SISTEMA DE DETECÇÃO E ALARME	DETECTORES PONTUAIS ENTRE-FORRO	DETECTOR DE CHAMAS PONTUAL ENTRE-FORRO	
		DETECTOR DE GÁS PONTUAL ENTRE-FORRO	
	DETECTORES PONTUAIS ENTRE-PISO	DETECTOR DE CALOR PONTUAL ENTRE-PISO	
		DETECTOR DE FUMAÇA PONTUAL ENTRE-PISO	
		DETECTOR DE CHAMAS PONTUAL ENTRE-PISO	
		DETECTOR DE GÁS PONTUAL ENTRE-PISO	
	DETECTORES PONTUAIS EM ARMÁRIOS	DETECTOR DE CALOR PONTUAL EM ARMÁRIO	
		DETECTOR DE FUMAÇA PONTUAL EM ARMÁRIO	
		DETECTOR DE CHAMAS PONTUAL EM ARMÁRIO	
		DETECTOR DE GÁS PONTUAL EM ARMÁRIO	

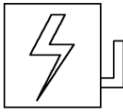

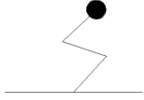
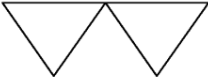
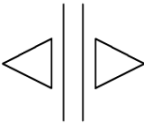
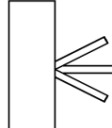
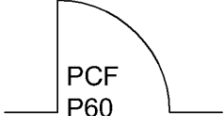
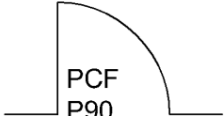

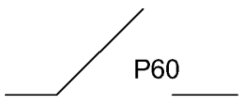
SISTEMA DE DETECÇÃO E ALARME	DETECTORES LINEARES PROTEGIDOS	DETECTOR DE CALOR LINEAR COM PROTEÇÃO CONTRA INTEMPÉRIES	
		DETECTOR DE FUMAÇA LINEAR COM PROTEÇÃO CONTRA INTEMPÉRIES	
		DETECTOR DE CHAMAS LINEAR COM PROTEÇÃO CONTRA INTEMPÉRIES	
		DETECTOR DE GÁS LINEAR COM PROTEÇÃO CONTRA INTEMPÉRIES	
	DETECTORES PONTUAIS PROTEGIDOS	DETECTOR DE CALOR PONTUAL COM PROTEÇÃO CONTRA INTEMPÉRIES	
		DETECTOR DE FUMAÇA PONTUAL COM PROTEÇÃO CONTRA INTEMPÉRIES	
		DETECTOR DE CHAMAS PONTUAL COM PROTEÇÃO CONTRA INTEMPÉRIES	
		DETECTOR DE GÁS PONTUAL COM PROTEÇÃO CONTRA INTEMPÉRIES	
	SENSOR DE TEMP.	SENSOR DE TEMPERATURA	
	DET. EXT. DE FAÍSCA	DETECTOR E EXTINTOR DE FAÍSCA	

VASOS E TANQUES	VASOS PRES. CENTRAL GLP	CENTRAL PREDIAL DE GLP OU GÁS NATURAL	
		VASO SOB PRESSÃO	
	TANQUES	TANQUE HORIZONTAL ABAIXO DO SOLO (ENTERRADO)	
		TANQUE HORIZONTAL ACIMA DO SOLO (SUPERFÍCIE)	
		TANQUE VERTICAL ABAIXO DO SOLO (ENTERRADO)	
		TANQUE VERTICAL ACIMA DO SOLO (ELEVADO)	
		TANQUE HORIZONTAL SEMIENTERRADO	
		TANQUE VERTICAL SEMIENTERRADO	
		RISCOS	ÁREAS DE RISCO
	ÁREAS FRIAS		

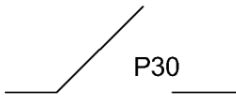

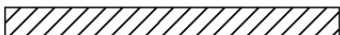



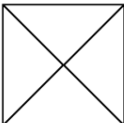



SISTEMA DE DETECÇÃO E ALARME	COMPLEMENTOS	ACIONADOR MANUAL DO SISTEMA DE DETECÇÃO E ALARME	
		CENTRAL DO SISTEMA DE DETECÇÃO E ALARME	
		BATERIA DO SISTEMA DE DETECÇÃO E ALARME	
		PAINEL REPETIDOR DO SISTEMA DE DETECÇÃO E ALARME	
		TELEFONE DE EMERGÊNCIA/ INTERFONE	
SISTEMA DE ILUMINAÇÃO DE EMERGÊNCIA	ILUMINAÇÃO DE EMERGÊNCIA	PONTO DE ILUMINAÇÃO DE EMERGÊNCIA	
		PONTO DE ILUMINAÇÃO DE EMERGÊNCIA À PROVA DE EXPLOÇÃO E PÓ	
		BATERIAS DE ACUMULADORES PARA O SISTEMA DE ILUMINAÇÃO DE EMERGÊNCIA	
		PONTO DE ILUMINAÇÃO DE EMERGÊNCIA TIPO BALIZAMENTO	
		GRUPO MOTOGERADOR	



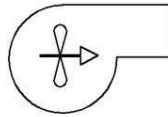
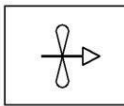
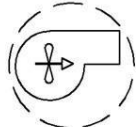
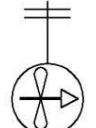
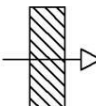
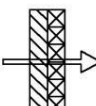
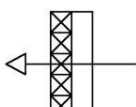
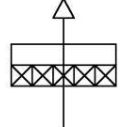
VASOS E TANQUES	SIST. ILUM. EMERG. ILUM. EMERG.	CENTRAL DO SISTEMA DE ILUMINAÇÃO DE EMERGÊNCIA	
	VASOS PRES. CENTRAL GLP	CENTRAL PREDIAL DE GLP OU GÁS NATURAL	
		VASO SOB PRESSÃO	
	TANQUES	TANQUE HORIZONTAL ABAIXO DO SOLO (ENTERRADO)	
		TANQUE HORIZONTAL ACIMA DO SOLO (SUPERFÍCIE/ELEVADO)	
		TANQUE VERTICAL ABAIXO DO SOLO (ENTERRADO)	
		TANQUE VERTICAL ACIMA DO SOLO (SUPERFÍCIE/ELEVADO)	
		TANQUE HORIZONTAL SEMIENTERRADO	
		TANQUE VERTICAL SEMIENTERRADO	
	RISCOS	ÁREAS DE RISCO	ÁREA DE RISCO

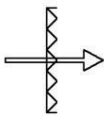
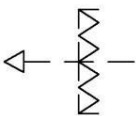
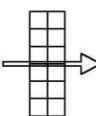
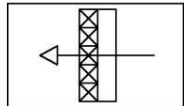
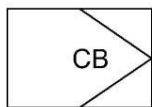


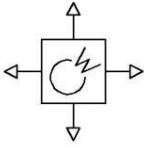
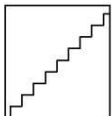
RISCOS	ÁREAS DE RISCO	ÁREAS FRIAS	
		RADIOATIVOS	
		TÓXICO	
		CORROSIVO	
		EXPLOSIVO	
		COMBUSTÍVEL	
		COMBURENTE	
ROTAS DE SAÍDA	DIRECIONAMENTO	DIREÇÃO DO FLUXO DA ROTA DE SAÍDA	
		SAÍDA FINAL DA ROTA	
SISTEMA ELÉTRICO INSTALAÇÃO ELÉTRICA		CHAVE ELÉTRICA SECUNDÁRIA	

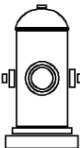

SISTEMA ELÉTRICO	INSTALAÇÃO ELÉTRICA	CHAVE ELÉTRICA PRINCIPAL	
		QUADRO DE DISTRIBUIÇÃO DE LUZ (QDL)	
SISTEMA PASSIVO	PARA-RAIO	PARA-RAIO	
	ANTIPÂNICO	BARRA ANTIPÂNICO	
		PORTA DE CORRER COM SISTEMA DE ABERTURA AUTOMÁTICO	
	CONTROLE DE ACESSO	CATRACA REVERSÍVEL / OUTRO DISPOSITIVO DE CONTROLE	
	ABERTURAS PROTEGIDAS	PORTA CORTA-FOGO P-60	
		PORTA CORTA-FOGO P-90	
		PORTA CORTA-FOGO P-120	
		ABERTURA PROTEGIDA P-60	



SISTEMA PASSIVO	ABERT. PROT.	ABERTURA PROTEGIDA P-30	
	VEDOS	PAREDE CORTA-FOGO	
		PAREDE DE COMPARTIMENTAÇÃO	
		PAREDE COMUM	
		DIVISÓRIA LEVE	
	ELEVADORES	ELEVADOR MONTACARGA	
		ELEVADOR SIMPLES	
	SHAFTS	ELEVADOR DE EMERGÊNCIA	
		SHAFTS PROTEGIDOS	
	DÂMPERS	DÂMPERS CORTA-FOGO	

SISTEMA PASSIVO	DÂMPERS	DÂMPERS CORTA-FUMAÇA	
		DÂMPERS CORTA-FOGO E FUMAÇA	
	SISTEMA DE VENTILAÇÃO E SISTEMA DE CONTROLE DE FUMAÇA E PÓ	GRUPO MOTOVENTILADOR, GRUPO MOTOEXAUSTOR OU EXAUSTOR PARA CONTROLE DE FUMAÇA	
		ACIONADOR MANUAL PRESSURIZAÇÃO/EXAUSTÃO	
		VENTILADOR À PROVA DE EXPLOSÃO	
		DÂMPER DE SOBREPRESSÃO	
		FILTRO DE PÓ	
		VENEZIANA DE ENTRADA DE AR COM FILTRO LAVÁVEL	
		VENEZIANA DE ENTRADA DE AR PARA SISTEMA DE CONTROLE DE FUMAÇA (JUNTO AO PISO)	
		VENEZIANA DE EXAUSTÃO PARA SISTEMA DE CONTROLE DE FUMAÇA (JUNTO AO TETO)	

SISTEMA PASSIVO SISTEMA DE VENTILAÇÃO E SISTEMA DE CONTROLE DE FUMAÇA E PÓ	DIMENSÃO DA VENEZIANA E ALTURA DO PISO (m)	$\frac{\text{Largura x Altura (Veneziana)}}{\text{Altura do piso}}$
	GRELHA COM DISPOSITIVO DE AJUSTE E BALANCEAMENTO	
	GRELHA PARA SISTEMA DE CONTROLE DE FUMAÇA	
	REGISTRO DE FLUXO	
OUTROS	CENTRAL DE ACIONAMENTO DAS VENEZIANAS	
	ACESSO DE VIATURA NA EDIFICAÇÃO OU ÁREA DE RISCO	
	ACESSO DE GUARNIÇÃO À EDIFICAÇÃO OU ÁREA DE RISCO	
	EQUIPAMENTOS À PROVA DE EXPLOSÃO	
	DISPOSITIVO DE ALÍVIO DE EXPLOSÃO	
	ESCADA DE SEGURANÇA COM RESISTÊNCIA AO FOGO	

OUTROS	HIDRANTE PÚBLICO	
	LOCAL CONFINADO	
	PRODUTO PERIGOSO	